

Rock Road at the Park

Period Analysed: Monday 01 February 2016 to Monday 29 February 2016

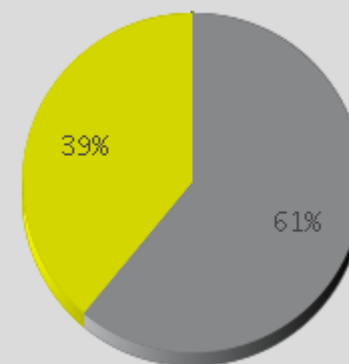


Key Figures

- Total Traffic for the Period Analysed: 10,694
- Daily Average : 369
- Busiest Day of the Week : Wednesday
- Busiest Days of the Period Analysed:
 1. Tuesday 23 February 2016 (628)
 2. Wednesday 24 February 2016 (569)
 3. Monday 22 February 2016 (565)
- Distribution by Direction:

Rock_Road_Park_IN : 39%

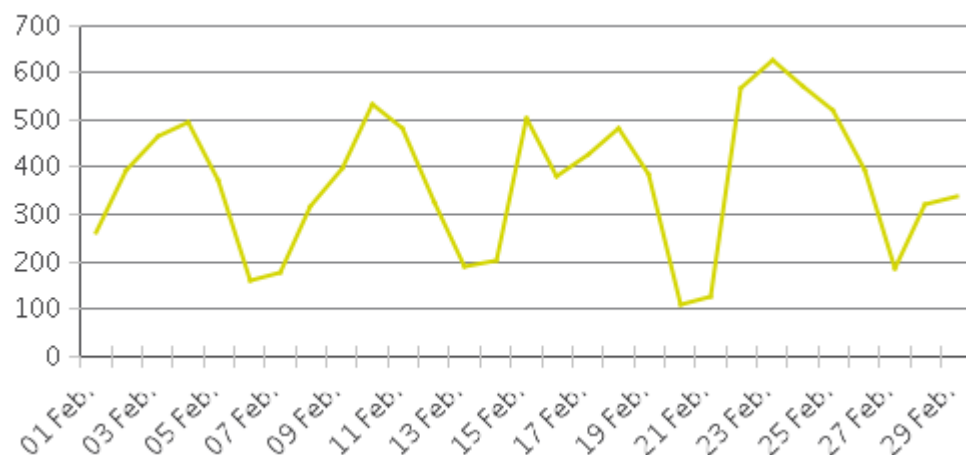
Rock_Road_Park_OUT : 61%



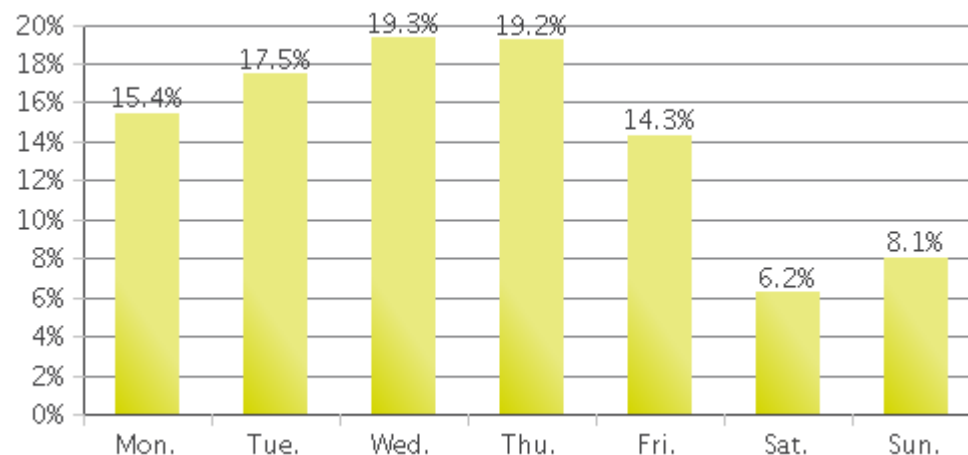
Rock Road at the Park

Period Analysed: Monday 01 February 2016 to Monday 29 February 2016

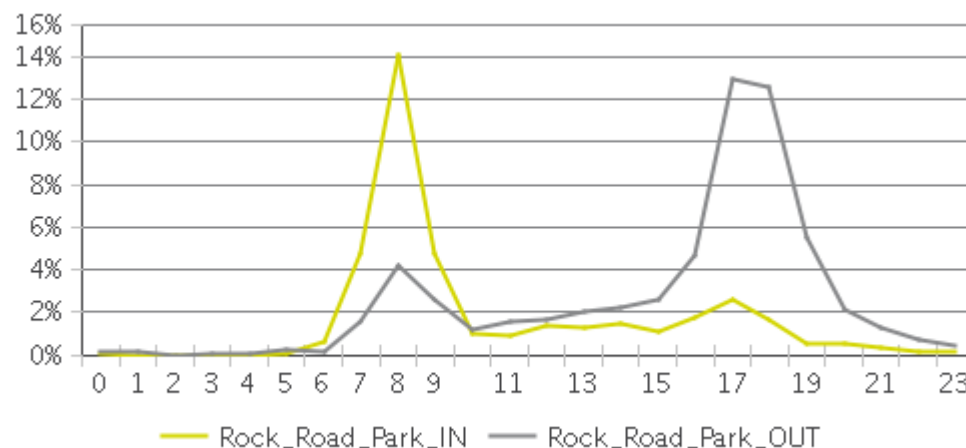
Daily Data



Weekly Profile



Hourly Profile during Weekdays



Hourly Profile during the Weekend



Rock Road at the Park (Weather)

Period Analysed: Monday 01 February 2016 to Monday 29 February 2016

01/02/2016 - 29/02/2016

Rock Road *Park

- ☒ Temperature (°C)
- ☐ Max. Temperature (°C)
- ☐ Wind (mph)
- ☒ Rain (mm)
- ☐ Snow (mm)
- ☒ Show pictograms

